



# Biblioboard for Tablets and Smart Phones



## SETTING UP THE APP



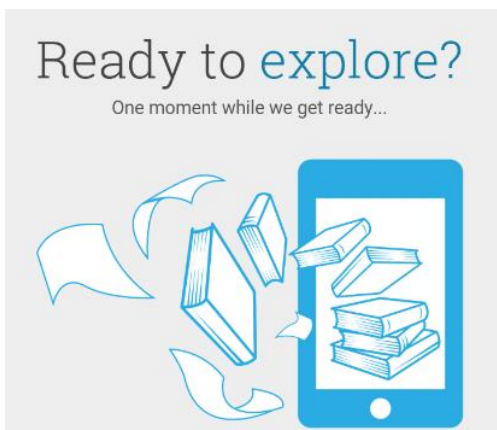
### STEP 1

Be sure you have a wireless connection (tap the **Settings** icon and then tap **Wi-Fi** under Settings).



### STEP 2

Go to your **App Store** and search for **Biblioboard Library**. Install it and open it.



### STEP 3

This app is free to anyone in Illinois. It may take a moment for the app to verify your location within the state.

Welcome  
RAILS Member!

If you have a profile,

SIGN IN

Don't have a profile? **Create Yours Now!**

Continue as a guest

Would you like to create your profile under  
**RAILS?**

YES

No, I'll choose my library



#### STEP 4

To be able to use the app anywhere, make an account.

- Click **Don't have a profile? Create Yours Now.**

#### STEP 5

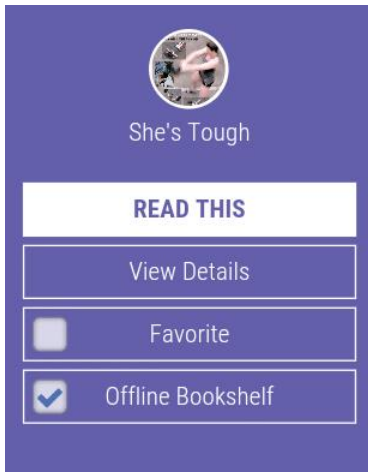
Click **YES.**

- Then create your username and password.

#### STEP 6

Tap a collection then

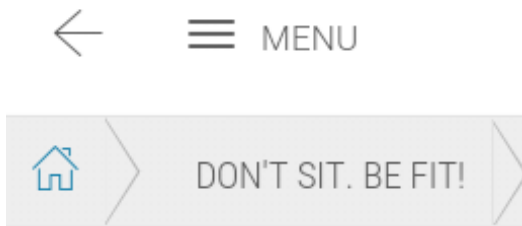
- Tap **EXPLORE** to view individual titles.



## STEP 7

Tap a title.

- Tap **READ THIS** to read online.
- OR Check **Offline Bookshelf** to read without WiFi or cellular data.
- Then tap **Add**.



## STEP 8

To Read you offline books

- Tap **Menu**.
- Tap **Offline Bookshelf**.